

SOLUCIONES PARA LA 13ª SEMANA

Review

1 Complete the picture dictionary.



breakfast



lunch



tea



dinner



school lunch



packed lunch

2 Listen and match the sentences with the children.



Rob



Lily

I don't like orange juice.

I like pizza.

I don't like pasta.

I like strawberries.



Gary





Rachel

3 Complete your phonics chart.

Unit 6 Lesson 6

1 Listen and match the children with the pictures. Then, answer the questions.





- 1 What has Josh got for lunch?
He's got a pizza and a kiwi.
- 2 What has Karen got to drink?
She's got apple juice.
- 3 What has Dominic got for lunch?
He's got egg, chips and a pear.
- 4 What has Nicky got to drink?
She's got water.

2 Write the questions in the correct speech bubbles.


Do you want an apple?

What have you got for lunch?

Can you pass the water, please?

What have you got for lunch?

Do you want an apple?

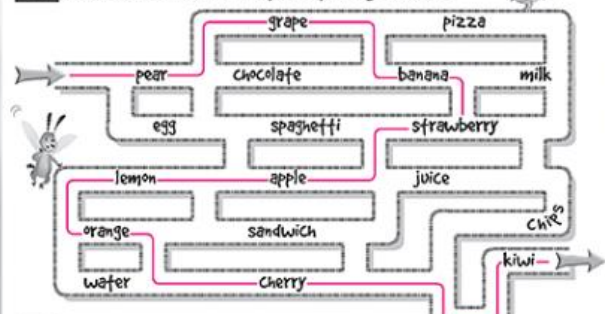


Can you pass the water, please?

50


Review

1 Follow the fruit words and find your way through the maze.




2 Read the riddles and draw shapes around the fruit.


I'm long and yellow, soft and sweet.
Yummy, yummy, yummy! Monkeys like me!
Draw a triangle.



I'm red or green and you can hear me crunch.
Go on! Have a bite! Munch, munch, munch.
Draw a circle.



I'm pretty on a cake and I'm red and sweet.
I've got a green hat and I'm the best to eat.
Draw a star.



You can drink me in the morning in your breakfast juice.
My colour is my name and I'm the best fruit!
Draw a square.

