

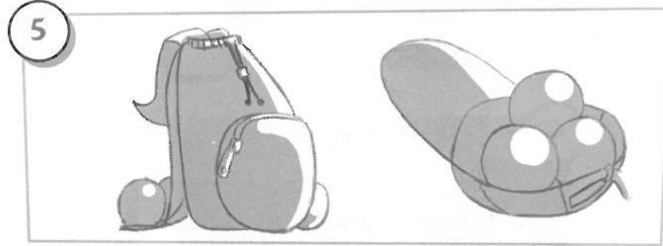







Vamos a repasar la última unidad que hemos trabajado. El último día que tuvimos inglés os repartí las fotocopias, espero que las conservéis. Copia los enunciados y pega los ejercicios para hacerlos en el cuaderno. Si no las conserváis, imprímelas o copia solo las soluciones en el cuaderno. Descarga los audios para que puedas hacer las primeras dos actividades.

Monday, 27th April 2020

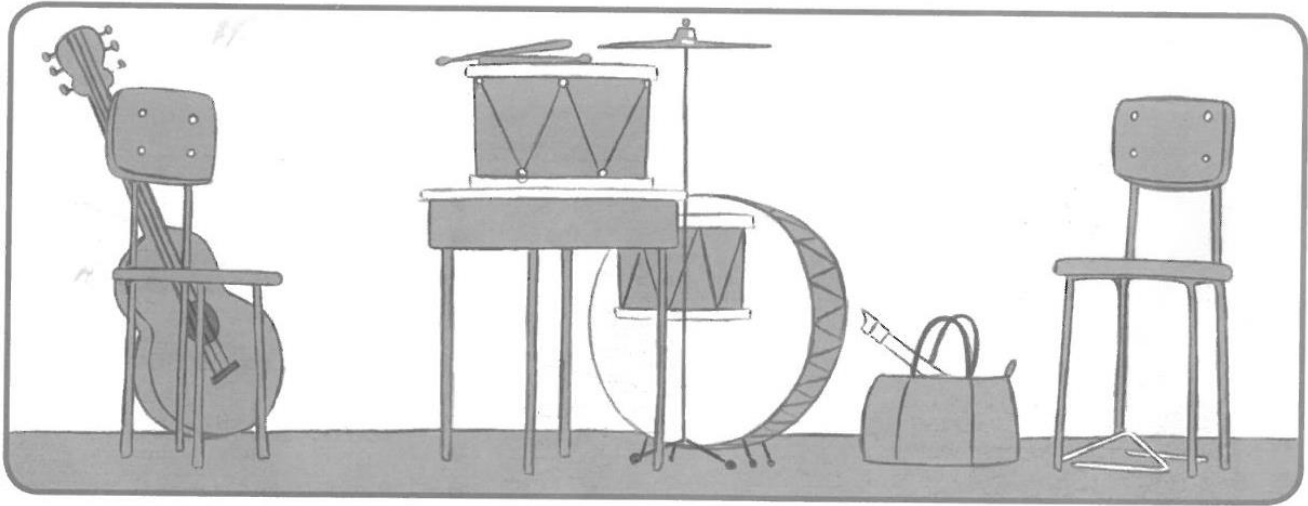
1. Listen and circle the correct pictures (Audio 1)



2. Listen and match the pictures. (Audio 2)




3. Write the words.



- 1 The guitar is _____ the chair.
- 2 The drum is _____ the table.
- 3 The recorder is _____ the bag.
- 4 The triangle is _____ the chair.

4. Write and answer the questions.





- 1 (Where / Pam / recorder) Where is Pam's recorder? _____
Pam's recorder is _____.
- 2 (Where / Pam / leotard) _____


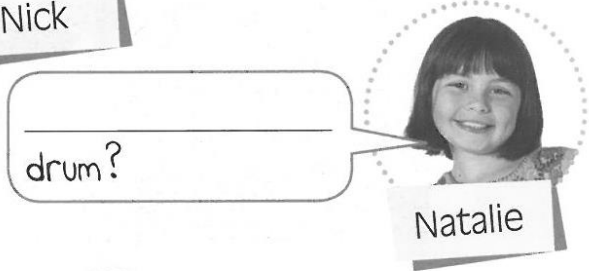


- 3 (Where / Pam / ballet shoes) _____

5. Label the picture. Then colour.

leotard red nose clown costume tambourine ballet shoes guitar juggling ball



6. Complete the speech bubbles. Then, look at the picture and answer the questions.



- 1 Diana's tambourine is _____ a cushion.
- 2 Nick's _____ the teacher.
- 3 _____ the cupboard.
- 4 _____ a cushion, _____ the floor.

7. Look at the pictures and match the halves.



He's sleepy and...



He's sad and...



He's angry and...



He's late and...



He's scared and...



He's hungry and...

he's playing the violin.

he's hiding from a monster.


he's watching TV.

he's eating spaghetti.

he's doing his homework.

he's running to school.


8. Look at the picture and answer the questions.



on
in
under
behind

- 1 Where's the red nose? It's under the chair.
- 2 Where are the juggling balls? They're _____.
- 3 Where's the leotard? _____
- 4 Where's the script? _____
- 5 Where are the ballet shoes? _____
- 6 Where's the score? _____

9. Look at the pictures and write about Max.



Max can play the _____
_____ but he can't play the _____

10. Translate.

- Guitarra.....
- Piano.....
- Bateria.....
- Flauta
- Pandereta.....

- Feliz.....
- Triste.....
- Hambriento.....
- Disfraz
- Zapatos de ballet.....

11. Translate.

La flauta de Patricia está encima de la silla.

.....

La guitarra de Pedro está en la bolsa.

.....

El triángulo de Leo está debajo de la mesa.

.....

12. Rewrite (affirmative, negative and interrogative).

He can play the piano.

.....

.....

We cannot play the guitar.

.....

.....

Can I play with the juggling balls.

.....

.....